






SPaG: Dashes to Indicate Parenthesis

<p>Aim: Dashes to indicate parenthesis. To use dashes to show parenthesis.</p>	<p>Prior Learning: New concept.</p>	<p>Resources: Lesson Pack Individual whiteboards and pens</p>
<p>Success Criteria: I can explain that dashes surround additional information in a sentence. I can explain how dashes can be used on their own or in pairs. I can identify where dashes belong. I can create my own sentences which use dashes to show parenthesis. I can explain the difference between dashes, paired commas and brackets.</p>	<p>Key/New Words: Dashes, parenthesis, paired commas, brackets.</p>	<p>Preparation: Differentiated The Dramatic Dash Activity Sheet - one per child Differentiated Consolidating Dashes Activity Sheet - one per child Mini Test Activity Sheet - one per child Application Activity - as required</p>

Learning Sequence

	<p>Introductory Activity – The Double Dash: Define 'dash'. Focus on the use of the dash to add extra detail which would still leave the sentence grammatically correct if removed (parenthesis). Children have a go at writing a sentence about James Bond using dashes for parenthesis. The children use their individual whiteboards to show their responses to the Dashes for Parenthesis Quiz on the Lesson Presentation. Discuss each example, explaining where the dashes belong and why. <i>Can the children explain that dashes surround additional information in a sentence? Can the children identify where dashes belong?</i></p>
	<p>Independent Focused Activity – The Dramatic Dash: Explain that dashes, unlike brackets, can be used alone if the interruption/parenthesis comes at the end of a sentence. Children complete the differentiated The Dramatic Dash Activity Sheet. <i>Can the children create their own sentences which use dashes to show parenthesis? Can the children explain how dashes can be used on their own or in pairs?</i></p>
	<p>Review Activity – The Difference between Dashes, Brackets and Paired Commas: Look at the three sentences and discuss the difference between them. Use the information on the Lesson Presentation to explain when to use dashes, brackets and paired commas. Children work in pairs to present the three sentences. Think about how the different punctuation will affect the way the sentence is read. <i>Can the children explain the difference between dashes, paired commas and brackets?</i></p>
	<p>Consolidation Activity – Consolidating Dashes: Ask the children to complete the differentiated Consolidating Dashes Activity Sheet to help them recap their learning. <i>Can the children identify where dashes belong? Can children create their own sentences which use dashes to show parenthesis?</i></p>
	<p>Show Your Skills: The children complete the Mini Test in order to test their understanding. The children complete the Application Activity as required.</p>

Guidance for Macros in PowerPoints

We use macros within PowerPoints to increase the interactivity of our presentations. Follow this simple process to get the most out of this resource.

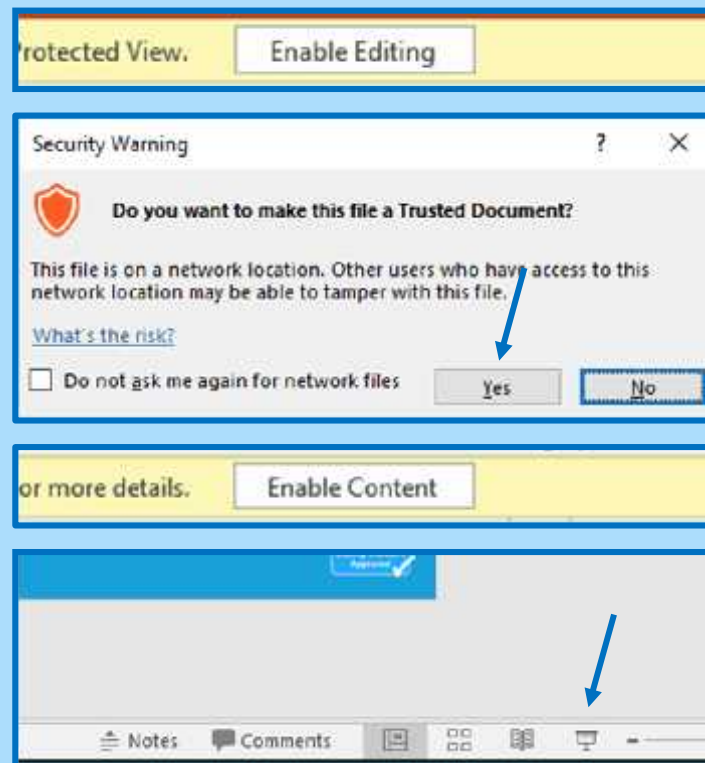
What to do:

Open the PowerPoint file and enable editing.

A security warning box may appear. Click yes.

Click enable content.

Enter presentation mode (start the slide show).



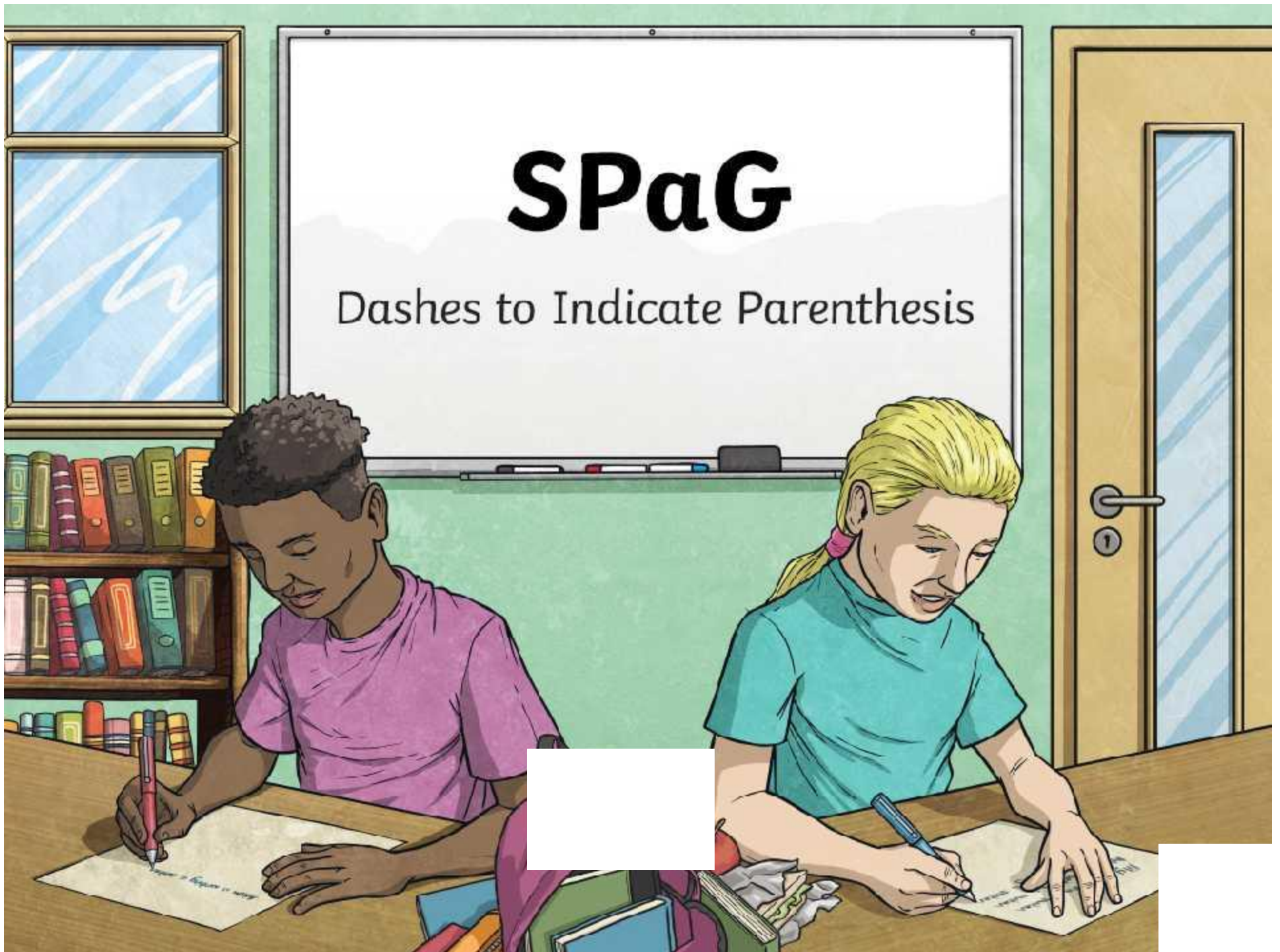


English

Dashes to Indicate Parenthesis

SPaG

Dashes to Indicate Parenthesis



Dashes to Indicate Parenthesis

Introductory Activity

Independent Focused Activity

Review Activity

Consolidation Activity

Assessment



Aim

- To use dashes to show parenthesis.

Success Criteria

- I can explain that dashes surround additional information in a sentence.
- I can explain how dashes can be used on their own or in pairs.
- I can identify where dashes belong.
- I can create my own sentences which use dashes to show parenthesis.
- I can explain the difference between dashes, paired commas and brackets.



Introductory Activity

The Double Dash



Definition of a Dash

Dashes can perform a similar function to brackets, surrounding additional information in a sentence.

Example: The train – which was late – was heading to Paris.

Take care not to confuse dashes and hyphens.

Interesting Fact

On old-fashioned typewriters, two hyphens typed one after the other were used instead of a dash.

in the middle of words with no spaces.



The Double Dash



We use a dash to add additional information. This extra information is called a parenthesis.

When a parenthesis is completely removed, the sentence is still grammatically correct.

Example:

The man was plainly dressed in a black suit.

A parenthesis can be separated from the rest of the sentence by commas, dashes, or brackets (all called parentheses).



The Double Dash



Two dashes can mark out extra information inserted into a sentence which is grammatically complete without it, similar to brackets.

Example

James Bond – though I can't quite believe how – jumped straight over the car, rolled and ran off into the woods.

Have a go at using a dash in this way on your whiteboard.

what has been added.


Task: Create a sentence about James Bond which uses dashes to add parenthesis.

The Double Dash



Now, let's play the Dashes for Parenthesis Quiz.

Show the answers to the questions on your whiteboard. Write the correct letter on your board to show the correct answer – a, b or c.




Which sentence correctly uses dashes for parenthesis?

Click to see if each sentence correctly uses dashes for parenthesis.

a) Sumatran tigers sadly now in danger of extinction – can swim very well because – their paws are webbed. ❌

b) Sumatran tigers sadly now – in danger of extinction – can swim very well because their paws are webbed. ❌

c) Sumatran tigers – sadly now in danger of extinction – can swim very well because their paws are webbed. ✅



Which sentence correctly uses dashes for parenthesis?

Click to see if each sentence correctly uses dashes for parenthesis.

a) Zebras – well known for their black and white stripes – can reach speeds of 40 miles per hour when running.



b) Zebras well known for their black and white stripes – can reach speeds of 40 miles per hour – when running.



c) Zebras well known – for their black and white stripes – can reach speeds of 40 miles per hour when running.



Which sentence correctly uses dashes for parenthesis?

Click to see if each sentence correctly uses dashes for parenthesis.

a) Meerkats those extraordinary digging creatures – live together – in large groups. ❌

b) Meerkats – those extraordinary digging creatures – live together in large groups. ✅

c) Meerkats – those extraordinary digging creatures live together – in large groups. ❌



Which sentence correctly uses dashes for parenthesis?

Click to see if each sentence correctly uses dashes for parenthesis.

a) Penguins – despite being unable to breathe underwater – spend very little time on land. ✓

b) Penguins – despite being unable to – breathe underwater spend very little time on land. ✗

c) Penguins despite being unable to breathe – underwater – spend very little time on land. ✗



Which sentence correctly uses dashes for parenthesis?

Click to see if each sentence correctly uses dashes for parenthesis.

a) Many types – of monkey such as howler monkeys, spider monkeys, squirrel monkeys and marmosets – live in the Amazon rainforest.



b) Many types of monkey – such as howler monkeys, spider monkeys, squirrel monkeys and marmosets – live in the Amazon rainforest.



c) Many types of monkey such as howler monkeys – spider monkeys, squirrel monkeys and marmosets live – in the Amazon rainforest.



Which sentence correctly uses dashes for parenthesis?

Click to see if each sentence correctly uses dashes for parenthesis.

a) Damp environments compost heaps are perfect – are the best – places for toads to live.



b) Damp environments compost heaps – are perfect are the best places – for toads to live.



c) Damp environments – compost heaps are perfect – are the best places for toads to live.



Which sentence correctly uses dashes for parenthesis?

Click to see if each sentence correctly uses dashes for parenthesis.

a) My favourite animal – and there are many animals which I adore – would have to be a hedgehog! ✓

b) My favourite animal and there are many animals – which I adore – would have to be a hedgehog! ✗

c) My favourite animal and – there are many animals which I adore would have to be – a hedgehog! ✗



Independent Focused Activity



The Dramatic Dash



The dash is a punctuation mark which can be used when you want to emphasise additional information.

Example

It was a long wait – perhaps the longest of his life.

The sentence would still make sense without the part after the dash.

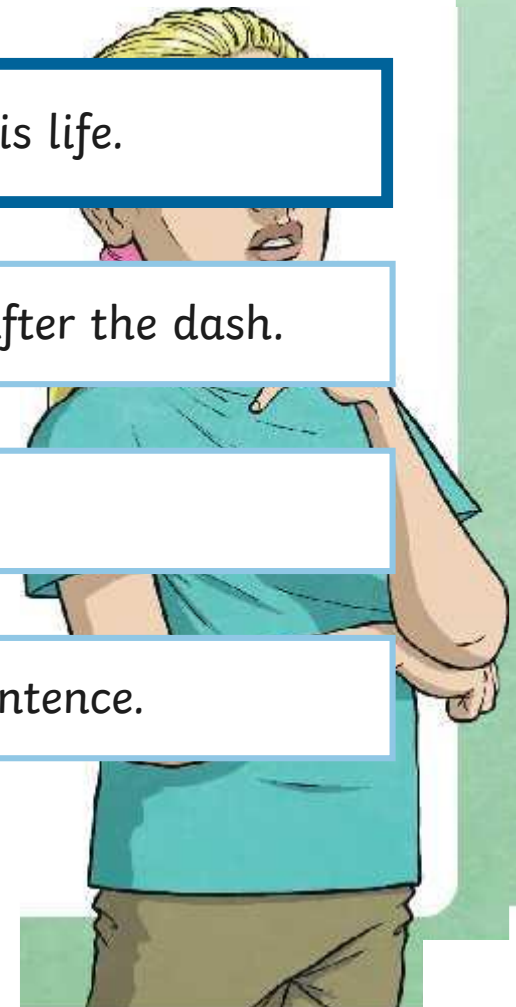
One dash is required if the parenthesis comes at the end of a sentence. A dash found by itself can be used

There should be a space before and after the dash.

the sentence.

This information creates a surprise at the end of the sentence.

The idea is to shock or surprise the reader at the very end of the sentence.



The Dramatic Dash



The Dramatic Dash

To use this

Look at the sentences below. Join each s

Start of the Sentence
His Aston Martin pulled into the car park -
James Bond scanned the room -
Miss Moneypenny smiled across the room -
He looked at his watch -

Write the sentences below. Remember w
still needs to be grammatically correct.

Example: It was a long wait - perhaps t

1. _____
2. _____
3. _____
4. _____

The Dramatic Dash

To use this

Look at the sentences below.

Add a dash at the end to add some dram

Example: It was a long wait - perhaps t
Remember: when the parenthesis is c
grammatically correct.

1. His Aston Martin pulled into the car park _____
2. James Bond scanned the room. _____
3. The underground lair was quiet apart _____
4. Miss Moneypenny smiled across the ro _____
5. He looked at his watch. _____

The Dramatic Dash

James Bond Style

To use dashes to show parenthesis.

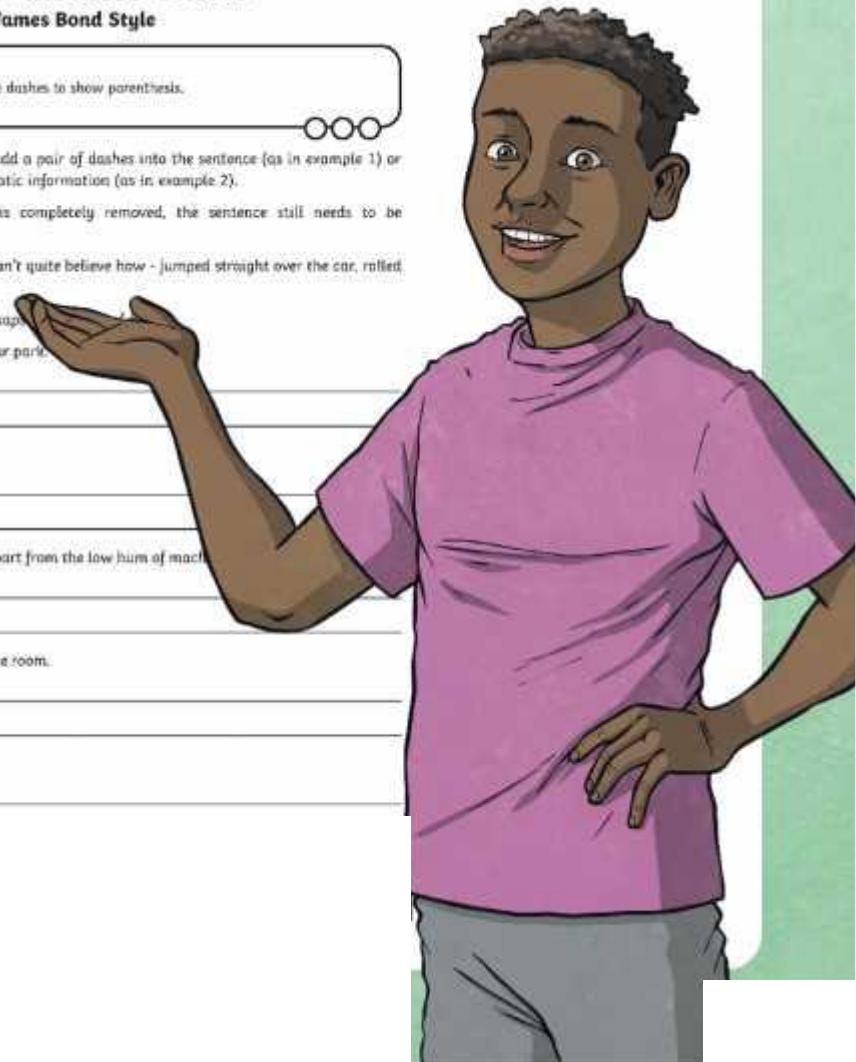
Look at the sentences below. Either add a pair of dashes into the sentence (as in example 1) or a dash at the end to add some dramatic information (as in example 2).


Remember: when the parenthesis is completely removed, the sentence still needs to be grammatically correct.

Example 1: James Bond - though I can't quite believe how - jumped straight over the car, rolled and ran off into the woods.

Example 2: It was a long wait - perhaps

1. His Aston Martin pulled into the car park. _____
2. James Bond scanned the room. _____
3. The underground lair was quiet apart from the low hum of machinery. _____
4. Miss Moneypenny smiled across the room. _____
5. He looked at his watch. _____





Review Activity

The Difference Between Dashes, Brackets and Paired Commas




Think about these three sentences: How do you know whether to use brackets, dashes or paired commas?

Miss Moneypenny (who had travelled from America to England to see James) said the mission was a huge success.

Miss Moneypenny, who had travelled from America to England to see James, said the mission was a huge success.

Miss Moneypenny – who had travelled from America to England to see James – said the mission was a huge success.



What is the difference between the three?

The Difference Between Dashes, Brackets and Paired Commas



The choice of dashes, brackets or commas depends on the level of importance of the additional information in the middle of the sentence.

Use brackets when the information is an aside or non-essential to the reader.

Use commas when the information is of (roughly) equal priority to other facts in the sentence, and is something you'd like your reader to note and know.

Use dashes when you want to emphasise the information.



The Difference Between Dashes, Brackets and Paired Commas



Discuss

Possible Answers The writer wanted the information between the dashes

- ✓ The writer might be trying to convey the sense that the mission was so highly regarded, so worthwhile, that somebody made the effort to travel a long distance to congratulate James.
- ✓ Alternatively, it may be intended to reflect the strong relationship between James and Miss Money Penny.



The Difference Between Dashes, Brackets and Paired Commas



Work in pairs to present the three sentences. Think about how the different punctuation would affect the way the sentence is read.

Use commas when the information is of (roughly) equal priority to other facts in the sentence, and is something you'd like your reader to note and know.

✓ James Bond - who had saved hundreds of lives - was rewarded for his successful mission.

Use dashes when you want to emphasise the information.

✓ James Bond (who had saved hundreds of lives) was rewarded for his successful mission.





Consolidation Activity

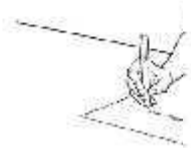
Consolidating Dashes



★ **Consolidating Dashes**

To use dashes

1. Tick the sentences in which you need dashes.
2. My mother is really funny – her sense of humor is great.
3. My teacher – is really funny – her job is really interesting – she takes care of her students.
4. My sister – who usually struggles – to do her homework.
5. My sister who usually struggles to do her homework – last night.
6. My sister – who usually struggles to do her homework – last night.
7. The plane reached Mumbai for the first time this morning.
8. The plane reached Mumbai for the first time this morning.



★★ **Consolidating Dashes**

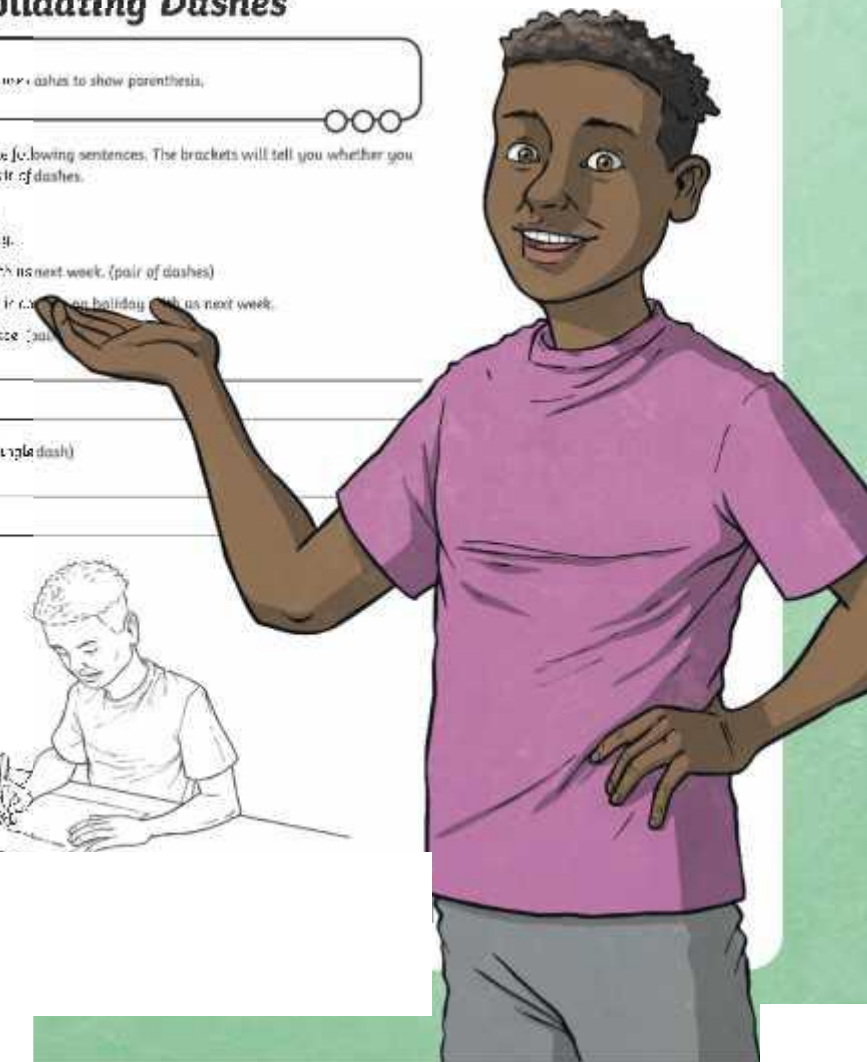
To use dashes

1. Put the dashes into the following sentences.
 - a. I woke up this morning to see that it had completely covered.
 - b. My cat who is eighteen years old sleep.
 - c. I had a amazing audition for the play.
 - d. He got ahead the only girl on the team.
2. Add your own parentheses to the following sentences.
 - a. Sam Taylor –
 - b. My dog can run very quickly –
 - c. The car –
 - d. The magician curled into a ball –
3. Add your own parentheses to the following sentences where the best place is. (Use brackets at the start of the sentence or at the end.)
 - a. My guinea pig managed to squeeze out of the hole.
 - b. I am so tired.
 - c. A new supermarket has opened in our town.
 - d. Backing into the place was the first place.

★★★ **Consolidating Dashes**

To use dashes to show parenthesis.

1. Add your own parentheses to the following sentences. The brackets will tell you whether you should use a single dash or a pair of dashes.
 - a. I love tennis – I play it every day.
 - b. Sam Taylor won the skipping race last year.
 - c. My dog can run very quickly. (single dash)



Assessment



Show Your Skills



Use all you have learnt about dashes to show parenthesis and the skills you have practised. Work on your own to complete the **Application Activity**.

Application Activity

To use dashes to show parenthesis...

- Write an evening story opening based around an undercover agent.
- Your opening needs to include dashes to show dramatic parenthesis.
- The opening sentence has been given.

The doorbell rang — at the middle of the night — and woke James instantly.


Aim



- To use dashes to show parenthesis.

Success Criteria

- I can explain that dashes surround additional information in a sentence.
- I can explain how dashes can be used on their own or in pairs.
- I can identify where dashes belong.
- I can create my own sentences which use dashes to show parenthesis.
- I can explain the difference between dashes, paired commas and brackets.



Aim: To use dashes to show parenthesis.				Date:					
				Delivered By:			Support:		
Success Criteria	Me	Friend	Teacher	T	PPA	S	I	AL	GP
I can explain that dashes surround additional information in a sentence.				Notes/Evidence					
I can explain how dashes can be used on their own or in pairs.									
I can identify where dashes belong.									
I can create my own sentences which use dashes to show parenthesis.									
I can explain the difference between dashes, paired commas and brackets.									
Next Steps									
) _____									
) _____									

T	Teacher	I	Independent
PPA	Planning, Preparation and Assessment	AL	Adult Led
S	Supply	GP	Guided Practice

Aim: To use dashes to show parenthesis.				Date:					
				Delivered By:			Support:		
Success Criteria	Me	Friend	Teacher	T	PPA	S	I	AL	GP
I can explain that dashes surround additional information in a sentence.				Notes/Evidence					
I can explain how dashes can be used on their own or in pairs.									
I can identify where dashes belong.									
I can create my own sentences which use dashes to show parenthesis.									
I can explain the difference between dashes, paired commas and brackets.									
Next Steps									
) _____									
) _____									

T	Teacher	I	Independent
PPA	Planning, Preparation and Assessment	AL	Adult Led
S	Supply	GP	Guided Practice

Application Activity

To use dashes to show parenthesis.



- Write an exciting story opening based around an undercover agent.
- Your opening needs to include dashes to show dramatic parenthesis.
- The opening sentence has been given.

The doorbell rang – in the middle of the night – and woke James instantly.



Consolidating Dashes

To use dashes to show parenthesis.



1. Tick the sentence in each set in which dashes have been used correctly.

a. My teacher is really funny – her jokes are awesome.

My teacher – is really funny – her jokes are awesome.

My teacher is really funny – her jokes – are awesome.

b. My sister – who usually struggles – to get to sleep was fast asleep before I went to bed last night.

My sister who usually struggles to get to sleep – was fast asleep before I went to bed last night.

My sister – who usually struggles to get to sleep – was fast asleep before I went to bed last night.





Consolidating Dashes

c. The giraffe reached hungrily for the leaves of the acacia tree – he felt very peckish this morning.

The giraffe reached hungrily – for the leaves of the acacia tree – he felt very peckish this morning.

The giraffe reached hungrily for the leaves of the acacia tree he felt very peckish – this morning.

d. Year 5's display which had taken hours to do – was completely ruined – by the flood in the corridor.

Year 5's display which had taken hours – to do was completely ruined – by the flood in the corridor.

Year 5's display – which had taken hours to do – was completely ruined by the flood in the corridor.

2. Put the dashes into the following sentences.

a. I woke up this morning to see that it had been snowing overnight my car was completely covered.

b. My cat who is eighteen years old sleeps for up to twenty hours a day.

c. Jake did an amazing audition for the show he really impressed the panel.

d. Priya Anand the only girl on the team scored the winning goal.

3. Add your own parenthesis to the following sentences.

a. Sam Taylor – _____ – won the skipping race.

b. My dog can run very quickly – _____.

c. The car – _____ – smashed into the fence.

d. The hedgehog curled into a ball – _____.



Consolidating Dashes Answers

1. Tick the sentence in each set in which dashes have been used correctly.

a. My teacher is really funny – her jokes are awesome.

My teacher – is really funny – her jokes are awesome.

My teacher is really funny – her jokes – are awesome.

b. My sister – who usually struggles – to get to sleep was fast asleep before I went to bed last night.

My sister who usually struggles to get to sleep – was fast asleep before I went to bed last night.

My sister – who usually struggles to get to sleep – was fast asleep before I went to bed last night.

c. The giraffe reached hungrily for the leaves of the acacia tree – he felt very peckish this morning.

The giraffe reached hungrily – for the leaves of the acacia tree – he felt very peckish this morning.

The giraffe reached hungrily for the leaves of the acacia tree he felt very peckish – this morning.

d. Year 5's display which had taken hours to do – was completely ruined – by the flood in the corridor.

Year 5's display which had taken hours – to do was completely ruined – by the flood in the corridor.

Year 5's display – which had taken hours to do – was completely ruined by the flood in the corridor.

2. Put the dashes into the following sentences.

a. I woke up this morning to see that it had been snowing overnight – my car was completely covered.

b. My cat – who is eighteen years old – sleeps for up to twenty hours a day.

c. Jake did an amazing audition for the show – he really impressed the panel.

d. Priya Anand – the only girl on the team – scored the winning goal.



Consolidating Dashes **Answers**

3. Add your own parenthesis to the following sentences.
- Sam Taylor – *a top athlete in our school* – won the skipping race.
 - My dog can run very quickly – *he's incredible*.
 - The car – *a brand new Tesla* – smashed into the fence.
 - The hedgehog curled into a ball – *he felt threatened*.



Consolidating Dashes

To use dashes to show parenthesis.



1. Put the dashes into the following sentences.

- a. I woke up this morning to see that it had been snowing overnight my car was completely covered.
- b. My cat who is eighteen years old sleeps for up to twenty hours a day.
- c. Jake did an amazing audition for the show he really impressed the panel.
- d. Priya Anand the only girl on the team scored the winning goal.

2. Add your own parenthesis to the following sentences.

- a. Sam Taylor – _____ – won the skipping race.
- b. My dog can run very quickly – _____.
- c. The car – _____ – smashed into the fence.
- d. The hedgehog curled into a ball – _____.

3. Add your own parenthesis to the following sentences. For these sentences, decide for yourself where the best place in the sentence to place the parenthesis is. (It might be within the sentence or at the end.)

- a. My guinea pig managed to squeeze out of a hole in his run and to escape.

- b. I am so tired.

- c. A new supermarket has opened in our town.

- d. Buckingham Palace was the first place we visited when we arrived in London.



Consolidating Dashes Answers

1. Put the dashes into the following sentences.
 - a. I woke up this morning to see that it had been snowing overnight – my car was completely covered.
 - b. My cat – who is eighteen years old – sleeps for up to twenty hours a day.
 - c. Jake did an amazing audition for the show – he really impressed the panel.
 - d. Priya Anand – the only girl on the team – scored the winning goal.
2. Add your own parenthesis to the following sentences.
 - a. Sam Taylor – *a top athlete in our school* – won the skipping race.
 - b. My dog can run very quickly – *he's incredible*.
 - c. The car – *a brand new Tesla* – smashed into the fence.
 - d. The hedgehog curled into a ball – *he felt threatened*.
3. Add your own parenthesis to the following sentences. For these sentences, decide for yourself where the best place in the sentence to place the parenthesis is. (It might be within the sentence or at the end.)

Example answers:

- a. My guinea pig – *he is only tiny* – managed to squeeze out of a hole in his run and to escape.
- b. I am so tired – *I hardly slept last night*.
- c. A new supermarket – *I think it is near the cinema* – has opened in our town.
- d. Buckingham Palace – *I've wanted to see it for ages* – was the first place we visited when we arrived in London.



Consolidating Dashes

To use dashes to show parenthesis.



1. Add your own parenthesis to the following sentences. The information in brackets will tell you should use a single dash or a pair of dashes.

E.g. I love tennis. (single dash)

I love tennis – I play it every day.

Sonny is coming on holiday with us next week. (pair of dashes)

Sonny – my favourite soft toy – is coming on holiday with us next week.

- a. Sam Taylor won the skipping race. (pair of dashes)

- b. My dog can run very quickly. (single dash)





Consolidating Dashes

c. The car smashed into the fence. (pair of dashes)

d. The hedgehog curled into a ball (pair of dashes)

e. My guinea pig managed to squeeze out of a hole in his run and to escape. (pair of dashes)

f. I am so tired. (single dash)

g. A new supermarket has opened in our town. (pair of dashes)

h. Buckingham Palace was the first place we visited when we arrived in London. (pair of dashes)

2. How would you explain to a friend all the things you have learned about how to use dashes for parenthesis? Write down what you would say here:



Consolidating Dashes Answers

1. Add your own parenthesis to the following sentences.
 - a. Sam Taylor – *a top athlete in our school* – won the skipping race.
 - b. My dog can run very quickly – *he's incredible*.
 - c. The car – *a brand new Tesla* – smashed into the fence.
 - d. The hedgehog curled into a ball – *he felt threatened*.
 - e. My guinea pig – *he is only tiny* – managed to squeeze out of a hole in his run and to escape.
 - f. I am so tired – *I hardly slept last night*.
 - g. A new supermarket – *I think it is near the cinema* – has opened in our town.
 - h. Buckingham Palace – *I've wanted to see it for ages* – was the first place we visited when we arrived in London.
2. How would you explain to a friend all the things you have learned about how to use dashes for parenthesis? Write down what you would say here:

Children's own responses, such as: *Dashes can be used to add in extra information to a sentence. This additional information is called a parenthesis. You can use a pair of dashes together in the same way that you would use brackets or one dash can be used to add on extra information at the end of a sentence. Dashes are often used when you want to add emphasis to the additional information or if you want to surprise the reader.*

Dashes to Indicate

The Double Dash



The dash is a punctuation mark which can be used when you want to **emphasise additional information**.

Dashes **may be used in pairs** when they **separate** the words from the surrounding text.

For example:

The man was plainly dressed - so he would not be noticed - in a black suit.


The sentence would still make sense without the part within the dashes.

There is a space on either side of the dash.

This part of the sentence gives extra information so this part could be removed.

icate Parenthesis

The Dramatic Dash



Whereas brackets must always be used in pairs, **only one dash is required if the parenthesis comes at the end of a sentence.** A dash found by itself can be **used to separate something dramatic** (and usually contrasting) at the end of a sentence from the start of the sentence.

The idea is to **shock/surprise** the reader at the very end of the sentence.

For example:

It was a long wait - perhaps the longest of his life.

This sentence would still make sense without the part after the dash.

There should be a space before and after the dash.

This information creates a surprise at the end of the sentence.

Dashes to Indicate

The Double Dash



The dash is a punctuation mark which can be used when you want to **emphasise additional information**.

Dashes **may be used in pairs** when they **separate** the words from the surrounding text.

For example:

The man was plainly dressed - so he would not be noticed - in a black suit.

The sentence would still make sense without the part within the dashes.

There is a space on either side of the dash.

This part of the sentence gives extra information so this part could be removed.

icate Parenthesis

The Dramatic Dash



Whereas brackets must always be used in pairs, **only one dash is required if the parenthesis comes at the end of a sentence.** A dash found by itself can be **used to separate something dramatic** (and usually contrasting) at the end of a sentence from the start of the sentence.

The idea is to **shock/surprise** the reader at the very end of the sentence.

For example:

It was a long wait - perhaps the longest of his life.

This sentence would still make sense without the part after the dash.

There should be a space before and after the dash.

This information creates a surprise at the end of the sentence.

Dashes to Indicate

The Double Dash



The dash is a punctuation mark which can be used when you want to **emphasise additional information**.


Dashes **may be used in pairs** when they **separate** the words from the surrounding text.

For example:

—

icate Parenthesis

The Dramatic Dash



Whereas brackets must always be used in pairs, **only one dash is required if the parenthesis comes at the end of a sentence.**

A dash found by itself can be **used to separate something dramatic** (and usually contrasting) at the end of a sentence from the start of the sentence.

The idea is to **shock/surprise** the reader at the very end of the sentence.

For example:

The man was plainly dressed - so he would not be noticed - in a black suit.

The sentence would still make sense without the part within the dashes.

There is a space on either side of the dash.

This part of the sentence gives extra information so this part could be removed.

the sentence.

For example:

It was a long wait - perhaps the longest of his life.

This sentence would still make sense without the part after the dash.

There should be a space before and after the dash.

This information creates a surprise at the end of the sentence.

Dashes to Indicate Parenthesis

The Double Dash



The dash is a punctuation mark which can be used when you want to **emphasise additional information**.

Dashes **may be used in pairs** when they **separate** the words from the surrounding text.

For example:


The man was plainly dressed - so he would not be noticed - in a black suit.

The sentence would still make sense without the part within the dashes.

There is a space on either side of the dash.

This part of the sentence gives extra information so this part could be removed.

The Dramatic Dash



Whereas brackets must always be used in pairs, **only one dash is required if the parenthesis comes at the end of a sentence**.

A dash found by itself can be **used to separate something dramatic** (and usually contrasting) at the end of a sentence from the start of the sentence.

The idea is to **shock/surprise** the reader at the very end of the sentence.

For example:

It was a long wait - perhaps the longest of his life.

This sentence would still make sense without the part after the dash.

There should be a space before and after the dash.

This information creates a surprise at the end of the sentence.

Dashes to Indicate Parenthesis

The Double Dash



The dash is a punctuation mark which can be used when you want to **emphasise additional information**.

Dashes **may be used in pairs** when they **separate** the words from the surrounding text.

For example:

The man was plainly dressed - so he would not be noticed - in a black suit.

The sentence would still make sense without the part within the dashes.

There is a space on either side of the dash.

This part of the sentence gives extra information so this part could be removed.

The Dramatic Dash



Whereas brackets must always be used in pairs, **only one dash is required if the parenthesis comes at the end of a sentence**.

A dash found by itself can be **used to separate something dramatic** (and usually contrasting) at the end of a sentence from the start of the sentence.

The idea is to **shock/surprise** the reader at the very end of the sentence.

For example:

It was a long wait - perhaps the longest of his life.

This sentence would still make sense without the part after the dash.

There should be a space before and after the dash.

This information creates a surprise at the end of the sentence.

Name:

Date:

8
total marks

Dashes to Indicate Parenthesis

1. Look at the sentences below. **Rewrite** them with the dashes added into the correct places.

- I'd better have passed my test it's ninety percent of my class grade or I'll have to go to summer school.

- My hair colour went wrong it turned pink!

- She might come to the party I hope so.



2. **Tick** the statements which are correct and cross the incorrect statements.

A dash is used in exactly the same way as a bracket.

Two dashes can mark out extra information inserted into a sentence.

We use dashes when we want to emphasise the added information.

Dashes can only be used in pairs.



3. **Tick** the sentence which correctly uses dashes for parenthesis.

Her mother - a spy drove her daughter to school.

Her mother - a spy - drove her daughter to school.

Her mother a spy - drove her daughter to school.



END OF TEST

3 mark

4 mark

1 mark

total for this page

<p>1 Look at the sentences below. Re-write them with the dashes added into the correct places.</p> <ul style="list-style-type: none">• I'd better have passed my test—it's ninety percent of my class grade—or I'll have to go to summer school.• My hair colour went wrong - it turned pink!• She might come to the party – I hope so.	3 mark
<p>2 Tick the statements which are correct:</p> <p>A dash is used in exactly the same way as a bracket. <input data-bbox="1023 577 1098 651" type="checkbox"/></p> <p>Two dashes can mark out extra information inserted into a sentence. <input data-bbox="1023 674 1098 748" type="checkbox"/></p> <p>We use dashes when we want to emphasise the added information. <input data-bbox="1023 770 1098 844" type="checkbox"/></p> <p>Dashes can only be used in pairs. <input data-bbox="1023 866 1098 940" type="checkbox"/></p>	4 mark
<p>3 Tick the sentence which correctly uses dashes for parenthesis.</p> <p>Her mother - a spy drove her daughter to school.</p> <p>Her mother – a spy – drove her daughter to school. ✓</p> <p>Her mother a spy – drove her daughter to school.</p>	1 mark



The Dramatic Dash

James Bond Style

To use dashes to show parenthesis.



Look at the sentences below. Join each sentence to make a dramatic parenthesis.

Start of the Sentence	Dramatic Parenthesis
His Aston Martin pulled into the car park –	his enemy was trying to disguise himself.
James Bond scanned the room –	this was the secret signal he had been waiting for.
Miss Money Penny smiled across the room –	he had no idea of the danger he faced.
He looked at his watch –	would he need to use the secret gadget to get him out of danger?

Write the sentences below. Remember when the parenthesis is completely removed, the sentence still needs to be grammatically correct.

Example: It was a long wait – perhaps the longest of his life.

1. _____

2. _____

3. _____

4. _____



The Dramatic Dash

James Bond Style

To use dashes to show parenthesis.



Look at the sentences below.

Add a dash at the end to add some dramatic information (like in the example).

Example: It was a long wait – perhaps the longest of his life.

Remember: when the parenthesis is completely removed, the sentence still needs to be grammatically correct.

1. His Aston Martin pulled into the car park.

2. James Bond scanned the room.

3. The underground lair was quiet apart from the low hum of machinery.

4. Miss Money Penny smiled across the room.

5. He looked at his watch.



The Dramatic Dash

James Bond Style

To use dashes to show parenthesis.



Look at the sentences below. Either add a pair of dashes into the sentence (as in example 1) or a dash at the end to add some dramatic information (as in example 2).

Remember: when the parenthesis is completely removed, the sentence still needs to be grammatically correct.

Example 1: James Bond – though I can't quite believe how - jumped straight over the car, rolled and ran off into the woods.

Example 2: It was a long wait – perhaps the longest of his life.

1. His Aston Martin pulled into the car park.

2. James Bond scanned the room.

3. The underground lair was quiet apart from the low hum of machinery.

4. Miss Money Penny smiled across the room.

5. He looked at his watch.

The Dramatic Dash Answers

Example answers:

His Aston Martin pulled into the car park – he had no idea of the danger he faced.

James Bond scanned the room – his enemy was trying to disguise himself.

Miss Money Penny smiled across the room – this was the secret signal he had been waiting for.

He looked at his watch – would he need to use the secret gadget to get him out of danger?

	Example answers
1.	<i>His Aston Martin pulled into the car park – he had no idea of the danger he faced.</i>
2.	<i>James Bond scanned the room – his enemy was trying to disguise himself.</i>
3.	<i>The underground lair was quiet apart from the low hum of machinery – it was unnervingly quiet.</i>
4.	<i>Miss Money Penny smiled across the room – this was the secret signal he had been waiting for.</i>
5.	<i>He looked at his watch – would he need to use the secret gadget to get him out of danger?</i>

	Example answers
1.	<i>His Aston Martin pulled into the car park – he had no idea of the danger he faced.</i>
2.	<i>James Bond – alert as always – scanned the room.</i>
3.	<i>The underground lair – a sinister place indeed – was quiet apart from the low hum of machinery.</i>
4.	<i>Miss Money Penny – following the plan perfectly – smiled across the room.</i>
5.	<i>He looked at his watch – would he need to use the secret gadget to get him out of danger?</i>

SPaG | Dashes to Indicate Parenthesis

To use dashes to show parenthesis.		
I can explain that dashes surround additional information in a sentence.		
I can explain how dashes can be used on their own or in pairs.		
I can identify where dashes belong.		
I can create my own sentences which use dashes to show parenthesis.		
I can explain the difference between dashes, paired commas and brackets.		

SPaG | Dashes to Indicate Parenthesis

To use dashes to show parenthesis.		
I can explain that dashes surround additional information in a sentence.		
I can explain how dashes can be used on their own or in pairs.		
I can identify where dashes belong.		
I can create my own sentences which use dashes to show parenthesis.		
I can explain the difference between dashes, paired commas and brackets.		

SPaG | Dashes to Indicate Parenthesis

To use dashes to show parenthesis.		
I can explain that dashes surround additional information in a sentence.		
I can explain how dashes can be used on their own or in pairs.		
I can identify where dashes belong.		
I can create my own sentences which use dashes to show parenthesis.		
I can explain the difference between dashes, paired commas and brackets.		

SPaG | Dashes to Indicate Parenthesis

To use dashes to show parenthesis.		
I can explain that dashes surround additional information in a sentence.		
I can explain how dashes can be used on their own or in pairs.		
I can identify where dashes belong.		
I can create my own sentences which use dashes to show parenthesis.		
I can explain the difference between dashes, paired commas and brackets.		

SPaG | Dashes to Indicate Parenthesis

To use dashes to show parenthesis.		
I can explain that dashes surround additional information in a sentence.		
I can explain how dashes can be used on their own or in pairs.		
I can identify where dashes belong.		
I can create my own sentences which use dashes to show parenthesis.		
I can explain the difference between dashes, paired commas and brackets.		

SPaG | Dashes to Indicate Parenthesis

To use dashes to show parenthesis.		
I can explain that dashes surround additional information in a sentence.		
I can explain how dashes can be used on their own or in pairs.		
I can identify where dashes belong.		
I can create my own sentences which use dashes to show parenthesis.		
I can explain the difference between dashes, paired commas and brackets.		

SPaG | Dashes to Indicate Parenthesis

To use dashes to show parenthesis.		
I can explain that dashes surround additional information in a sentence.		
I can explain how dashes can be used on their own or in pairs.		
I can identify where dashes belong.		
I can create my own sentences which use dashes to show parenthesis.		
I can explain the difference between dashes, paired commas and brackets.		

SPaG | Dashes to Indicate Parenthesis

To use dashes to show parenthesis.		
I can explain that dashes surround additional information in a sentence.		
I can explain how dashes can be used on their own or in pairs.		
I can identify where dashes belong.		
I can create my own sentences which use dashes to show parenthesis.		
I can explain the difference between dashes, paired commas and brackets.		